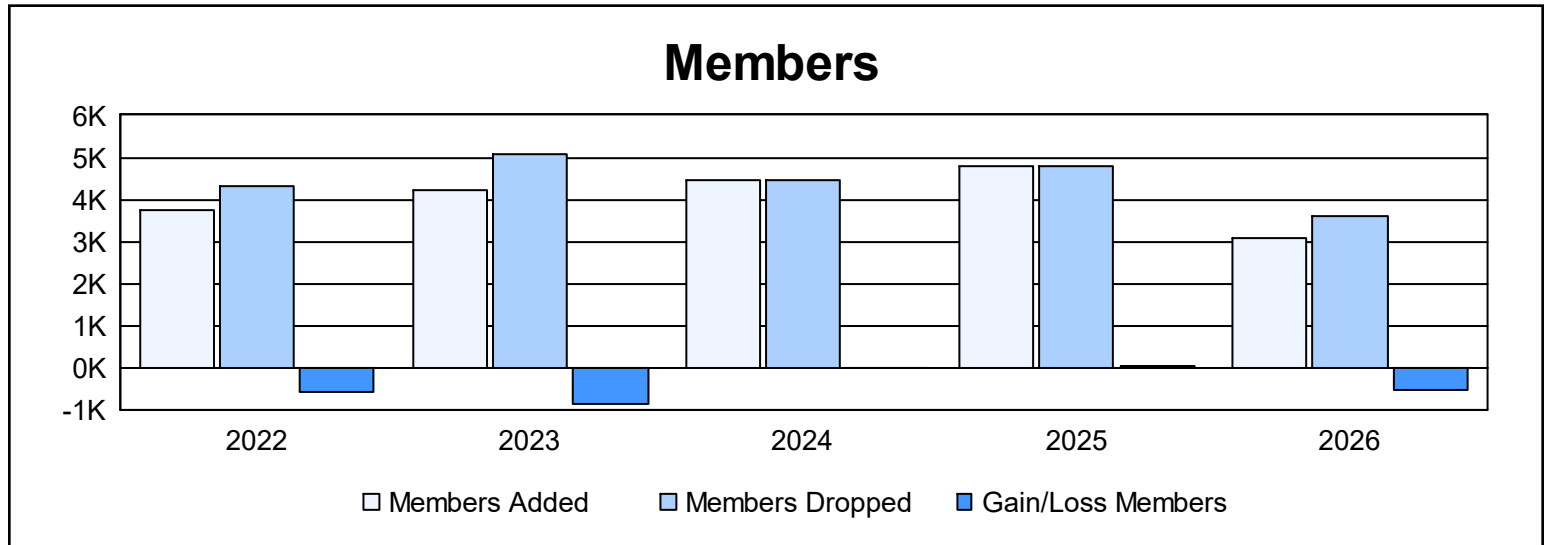
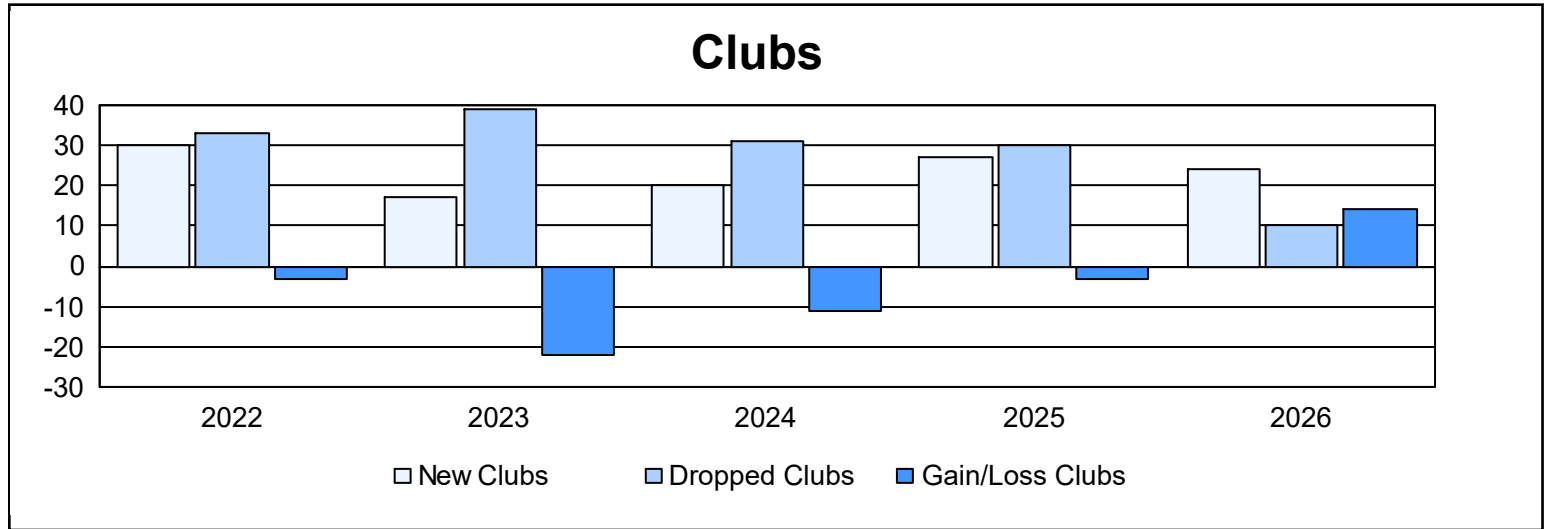
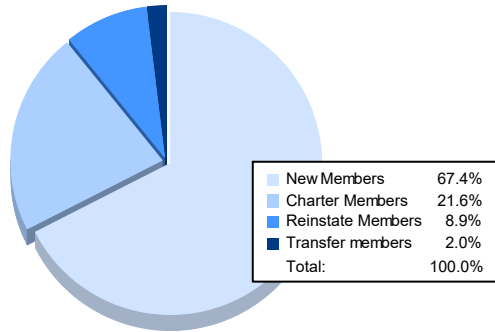


Year	New Clubs	Dropped Clubs	Gain/ Loss Clubs	New Members	Charter Members	Reinstate Members	Transfer Members	Total Member Added	Total Members Dropped	Gain/ Loss Members
2021-2022	30	33	-3	2,659	913	114	59	3,745	4,320	-575
2022-2023	17	39	-22	3,434	636	107	48	4,225	5,083	-858
2023-2024	20	31	-11	3,516	600	263	85	4,464	4,458	6
2024-2025	27	30	-3	3,533	791	405	71	4,800	4,779	21
2025-2026	24	10	14	2,087	670	277	61	3,095	3,623	-528
Average	24	29	-5	3,046	722	233	65	4,066	4,453	-387



Membership Composition March 2026 Cumulative



Gender Composition March 2026 Cumulative

